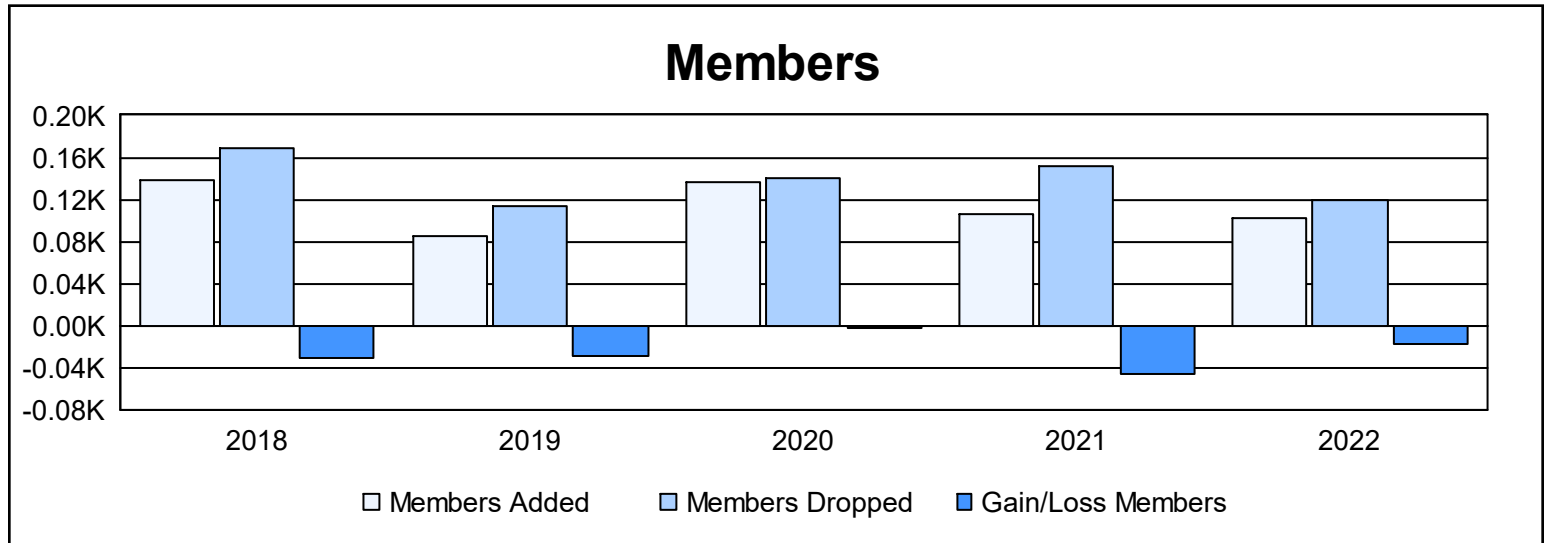
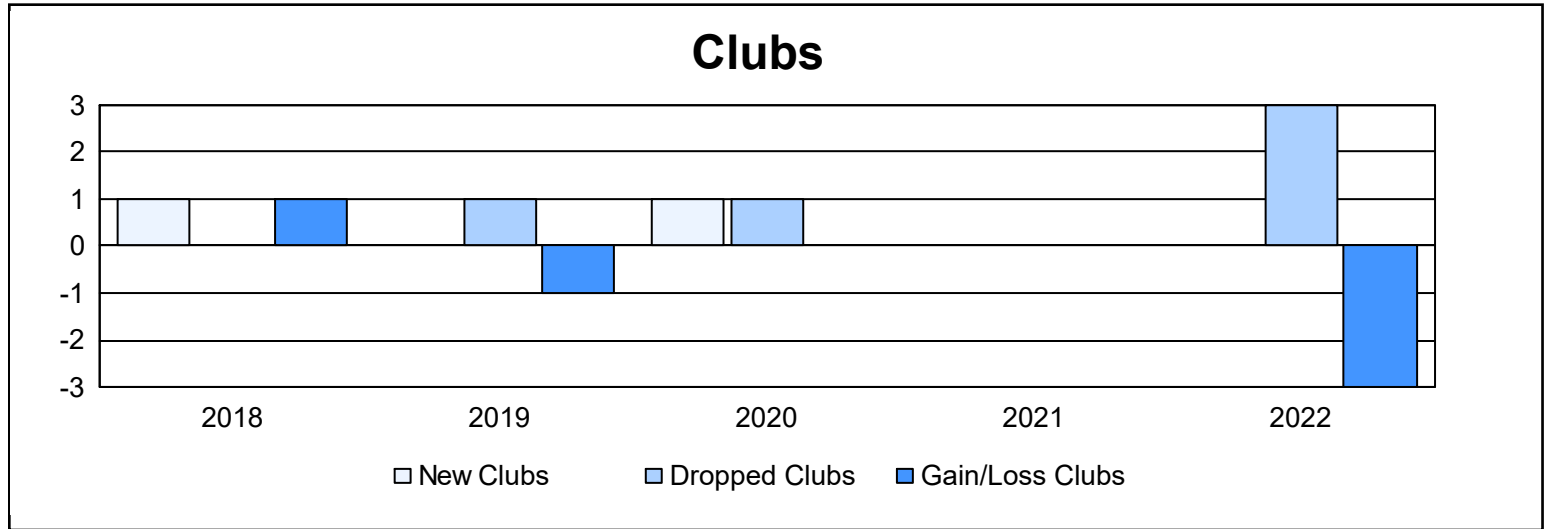
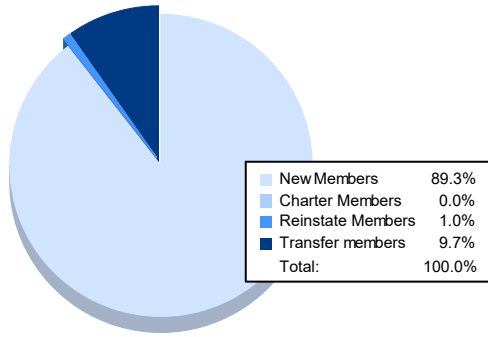


| Year | New Clubs | Dropped Clubs | Gain/ Loss Clubs | New Members | Charter Members | Reinstate Members | Transfer Members | Total Member Added | Total Members Dropped | Gain/ Loss Members |
|----------------|-----------|---------------|------------------|-------------|-----------------|-------------------|------------------|--------------------|-----------------------|--------------------|
| 2017-2018 | 1 | 0 | 1 | 109 | 21 | 1 | 8 | 139 | 169 | -30 |
| 2018-2019 | 0 | 1 | -1 | 74 | 1 | 7 | 3 | 85 | 114 | -29 |
| 2019-2020 | 1 | 1 | 0 | 111 | 22 | 1 | 3 | 137 | 140 | -3 |
| 2020-2021 | 0 | 0 | 0 | 98 | 1 | 5 | 2 | 106 | 152 | -46 |
| 2021-2022 | 0 | 3 | -3 | 92 | 0 | 1 | 10 | 103 | 120 | -17 |
| Average | 0 | 1 | -1 | 97 | 9 | 3 | 5 | 114 | 139 | -25 |



Membership Composition June 2022 Cumulative



Gender Composition June 2022 Cumulative

